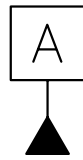
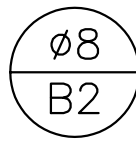


GEOMETRIC TOLERANCING SYMBOLS



DATUM FEATURE

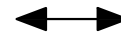


DATUM TARGET




TARGET POINT

	CONCENTRICITY
	CIRCULARITY
	FREE STATE
	MMC
	LMC
	TANGENT PLANE
	PROJECTED TOLERANCE ZONE
	STRAIGHTNESS
	PARALLELISM
	FLATNESS
	CYLINDRICITY
	DIAMETER
	POSITION
	PROFILE SURFACE
	PROFILE LINE
	SYMMETRY
	PERPENDICULARITY
	ANGULARITY
	CIRCULAR RUNOUT
	TOTAL RUNOUT



BETWEEN



ALL AROUND



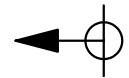
COUNTERBORE OR SPOTFACE



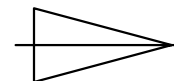
COUNTERSINK



DEPTH (OR DEEP)



DIMENSION ORIGIN



CONICAL TAPER



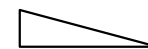
SQUARE SHAPE



REFERENCE



ARC LENGTH



SLOPE



STATISTICAL TOLERANCE

R
RADIUS

SR
SPHERICAL
RADIUS

SØ
SPHERICAL
DIAMETER

CR
CONTROLLED
RADIUS

X
PLACES
OR BY